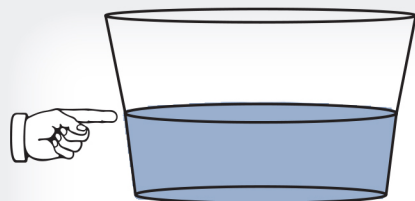
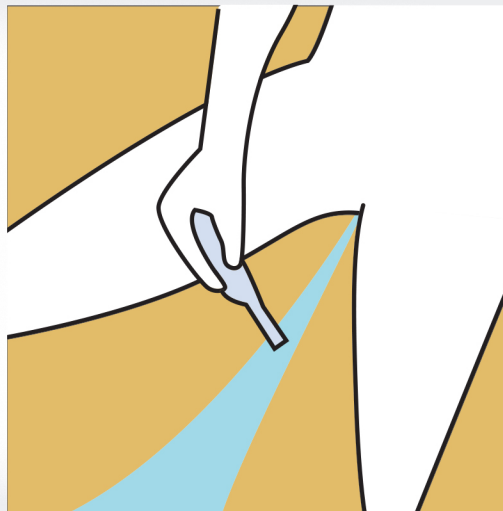


# Discover™ LH Ovulation Testing

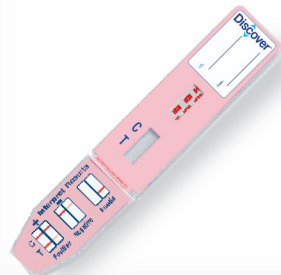
The Discover LH Ovulation-test is a fast, one step test for the qualitative detection of luteinizing hormone (LH) in urine, as an aid for the early detection of pregnancy.

## Midstream


Remove the cap and hold the midstream test by the end capped thumb grip with the exposed absorbent tip pointing downward directly into your urine stream for at least 10 seconds until it is thoroughly wet.



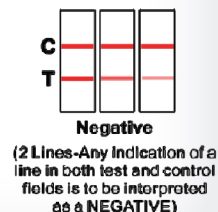
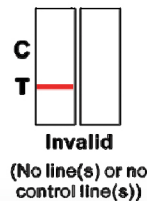
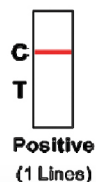
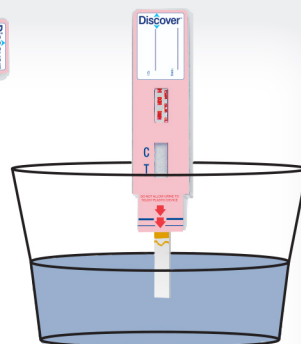
- 1 Equilibrate the test card, urine specimens, and external controls to room temperature (15-30° C) prior to testing.



- 3 Replace cap and place the test card on a flat dry surface.



- 2 Remove the test card from the sealed pouch. Remove cap to expose test strip. Dip the card into the specimen for at least 15 to 20 seconds or until migration occurs. Immerse the strip of the test card just below the top line of the wave line on the test strips, do not dip the cards above the top line.



- 4 Read results at 5 minutes. Results stable up to 1 hour.