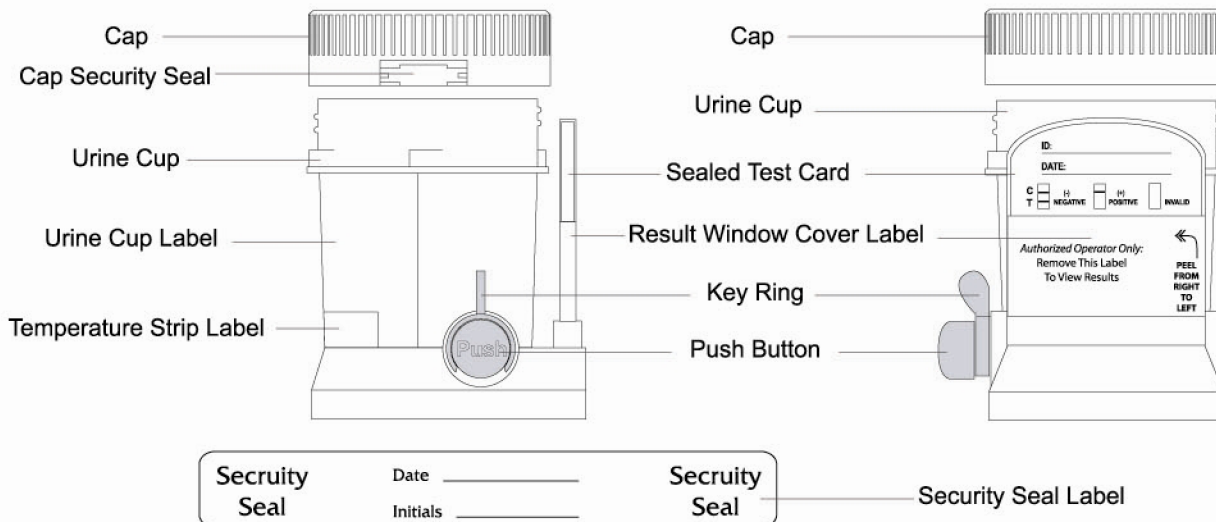


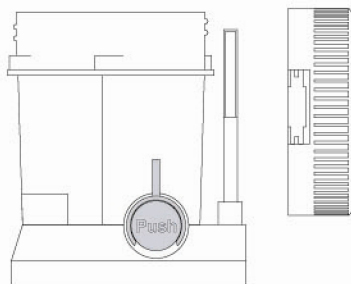
Multi-Drug Screen Test Cup

Procedure Card

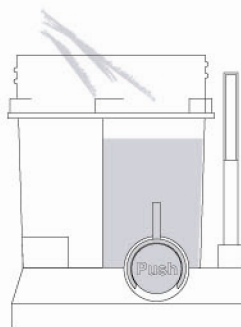
Built In Key Cup



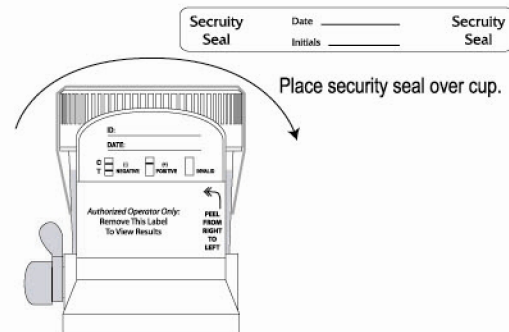
1 Remove Cap.



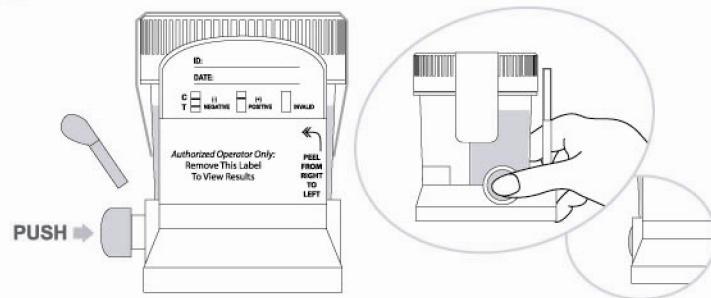
2 Donor provides specimen.



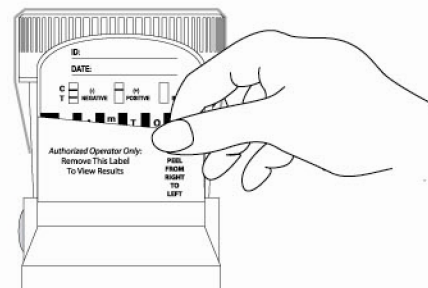
3 Replace and secure cap. Technician dates and initials the security seal label and places it over cap.



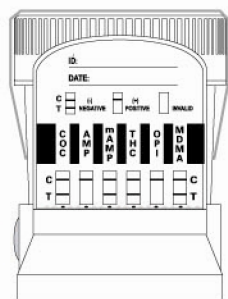
4 On a flat surface, remove the key ring and push the button.



5 Peel off the result window cover label.



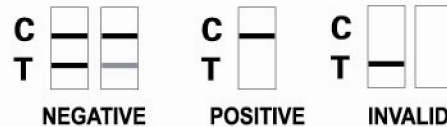
6 Test is read at result window.



Test shows positive for Opiates and Amphetamines.



Negative results can be read as soon as they appear.
Read positive results at 5 minutes.
DO NOT INTERPRET RESULT AFTER 10 MINUTES.



All positive results are presumptive and should be confirmed by an alternative method (e.g. GC/MS).
A photocopy of the results can be made by placing the entire sealed cup with the card face down on the copier.